


Selettiva Centro Sud Citta di Cast.

125 - Gara 1 Gr A

mgmtiming

Ordinato per posizione			Laptimes								
Giro	Tempo	Ora del giorno	Giro	Tempo	Ora del giorno	Giro	Tempo	Ora del giorno	Giro	Tempo	Ora del giorno
Po. 1 - # 212 PULVIRENTI A. <small>Tempo gara 24:57.294</small>			9	1:54.679	11:27:16.003	3	1:59.701	11:15:39.919	12	1:54.281	11:33:11.230
1	1:59.007	11:11:37.039	10	1:55.826	11:29:11.829	4	1:57.997	11:17:37.916	13	1:55.630	11:35:06.860
2	1:56.583	11:13:33.622	11	1:55.028	11:31:06.857	5	1:56.967	11:19:34.883	Po. 9 - # 153 BINDI R. <small>Diff. Primo + 38.077</small>		
3	1:55.766	11:15:29.388	12	1:56.931	11:33:03.788	6	1:56.662	11:21:31.545	1	2:14.707	11:11:48.431
4	1:55.183	11:17:24.571	13	1:55.745	11:34:59.533	7	1:55.593	11:23:27.138	2	1:58.318	11:13:46.749
5	1:54.652	11:19:19.223	Po. 4 - # 74 CARDACCIA L. <small>Diff. Primo + 29.038</small>			8	1:54.939	11:25:22.077	3	1:58.202	11:15:44.951
6	1:53.286	11:21:12.509	1	2:05.508	11:11:39.232	9	1:55.057	11:27:17.134	4	1:59.743	11:17:44.694
7	1:52.832	11:23:05.341	2	1:58.092	11:13:37.324	10	1:55.347	11:29:12.481	5	1:58.355	11:19:43.049
8	1:52.187	11:24:57.528	3	1:57.849	11:15:35.173	11	1:55.037	11:31:07.518	6	1:57.889	11:21:40.938
9	1:52.140	11:26:49.668	4	1:57.726	11:17:32.899	12	1:56.913	11:33:04.431	7	1:56.556	11:23:37.494
10	1:54.908	11:28:44.576	5	1:57.804	11:19:30.703	13	1:57.503	11:35:01.934	8	1:55.272	11:25:32.766
11	1:51.797	11:30:36.373	6	1:57.153	11:21:27.856	Po. 7 - # 46 BRANDINI D. <small>Diff. Primo + 35.095</small>			9	1:55.263	11:27:28.029
12	1:55.732	11:32:32.105	7	1:56.687	11:23:24.543	1	2:10.033	11:11:43.757	10	1:53.796	11:29:21.825
13	1:58.913	11:34:31.018	8	1:55.281	11:25:19.824	2	1:56.875	11:13:40.632	11	1:55.773	11:31:17.598
Po. 2 - # 25 SADOVSCHI A. <small>Diff. Primo + 25.645</small>			9	1:55.022	11:27:14.846	3	2:01.850	11:15:42.482	12	1:54.875	11:33:12.473
1	1:58.050	11:11:36.042	10	1:56.465	11:29:11.311	4	1:58.602	11:17:41.084	13	1:56.622	11:35:09.095
2	1:57.127	11:13:33.169	11	1:54.165	11:31:05.476	5	1:57.406	11:19:38.490	Po. 10 - # 92 CIPRIANI A. <small>Diff. Primo + 38.548</small>		
3	1:59.752	11:15:32.921	12	1:56.903	11:33:02.379	6	1:57.639	11:21:36.129	1	2:06.644	11:11:44.830
4	1:56.507	11:17:29.428	13	1:57.677	11:35:00.056	7	1:57.233	11:23:33.362	2	1:59.237	11:13:44.067
5	1:56.643	11:19:26.071	Po. 5 - # 71 BENNATI M. <small>Diff. Primo + 29.791</small>			8	1:56.057	11:25:29.419	3	1:59.691	11:15:43.758
6	1:56.209	11:21:22.280	1	2:09.859	11:11:43.583	9	1:54.254	11:27:23.673	4	1:59.660	11:17:43.418
7	1:55.084	11:23:17.364	2	1:59.357	11:13:42.940	10	1:55.276	11:29:18.949	5	1:57.448	11:19:40.866
8	1:55.110	11:25:12.474	3	1:58.482	11:15:41.422	11	1:55.083	11:31:14.032	6	1:58.487	11:21:39.353
9	1:55.191	11:27:07.665	4	1:57.325	11:17:38.747	12	1:55.357	11:33:09.389	7	1:55.811	11:23:35.164
10	1:57.531	11:29:05.196	5	1:56.952	11:19:35.699	13	1:56.724	11:35:06.113	8	1:55.716	11:25:30.880
11	1:55.039	11:31:00.235	6	1:56.275	11:21:31.974	Po. 8 - # 78 ZANCHI F. <small>Diff. Primo + 35.842</small>			9	1:54.720	11:27:25.600
12	1:59.812	11:33:00.047	7	1:55.976	11:23:27.950	1	2:19.850	11:11:53.574	10	1:55.573	11:29:21.173
13	1:56.616	11:34:56.663	8	1:55.368	11:25:23.318	2	1:58.275	11:13:51.849	11	1:55.443	11:31:16.616
Po. 3 - # 79 SALVINI N. <small>Diff. Primo + 28.515</small>			9	1:54.126	11:27:17.444	3	1:55.094	11:15:46.943	12	1:54.387	11:33:11.003
1	2:07.664	11:11:41.388	10	1:55.846	11:29:13.290	4	2:07.315	11:17:54.258	13	1:58.563	11:35:09.566
2	1:58.538	11:13:39.926	11	1:54.484	11:31:07.774	5	1:57.747	11:19:52.005			
3	1:59.810	11:15:39.736	12	1:57.011	11:33:04.785	6	1:54.640	11:21:46.645			
4	1:57.823	11:17:37.559	13	1:56.024	11:35:00.809	7	1:54.817	11:23:41.462			
5	1:57.007	11:19:34.566	Po. 6 - # 609 PALOMBINI F. <small>Diff. Primo + 30.916</small>			8	1:53.146	11:25:34.608			
6	1:56.684	11:21:31.250	1	2:01.599	11:11:39.772	9	1:54.176	11:27:28.784			
7	1:55.432	11:23:26.682	2	2:00.446	11:13:40.218	10	1:53.533	11:29:22.317			
8	1:54.642	11:25:21.324				11	1:54.632	11:31:16.949			

Fastest lap: 1:51.797




Selettiva Centro Sud Citta di Cast.

125 - Gara 1 Gr A

mgmtiming

Ordinato per posizione			Laptimes								
Giro	Tempo	Ora del giorno	Giro	Tempo	Ora del giorno	Giro	Tempo	Ora del giorno	Giro	Tempo	Ora del giorno
Po. 11 - # 21 MARIANI N. Diff. Primo + 41.346			9	1:57.245	11:27:42.294	3	2:00.185	11:15:54.848	12	1:57.378	11:34:02.855
1	2:04.243	11:11:42.326	10	1:56.971	11:29:39.265	4	2:00.805	11:17:55.653	13	1:59.451	11:36:02.306
2	1:59.257	11:13:41.583	11	1:57.000	11:31:36.265	5	1:59.786	11:19:55.439	Po. 19 - # 381 GORINI S. Diff. Primo + 1:40.744		
3	1:59.514	11:15:41.097	12	1:58.472	11:33:34.737	6	1:59.852	11:21:55.291	1	2:24.949	11:11:58.673
4	2:01.657	11:17:42.754	13	1:56.501	11:35:31.238	7	1:58.363	11:23:53.654	2	2:07.361	11:14:06.034
5	1:57.503	11:19:40.257	Po. 14 - # 351 CIANI G. Diff. Primo + 1:00.647			8	1:58.407	11:25:52.061	3	2:01.915	11:16:07.949
6	1:58.392	11:21:38.649	1	2:12.024	11:11:45.748	9	1:58.121	11:27:50.182	4	2:01.430	11:18:09.379
7	1:57.810	11:23:36.459	2	1:59.696	11:13:45.444	10	1:58.709	11:29:48.891	5	2:01.211	11:20:10.590
8	1:55.920	11:25:32.379	3	1:59.107	11:15:44.551	11	1:58.917	11:31:47.808	6	1:59.760	11:22:10.350
9	1:57.985	11:27:30.364	4	1:59.752	11:17:44.303	12	1:59.749	11:33:47.557	7	2:00.146	11:24:10.496
10	1:55.521	11:29:25.885	5	1:58.016	11:19:42.319	13	2:00.053	11:35:47.610	8	2:00.034	11:26:10.530
11	1:54.390	11:31:20.275	6	2:00.954	11:21:43.273	Po. 17 - # 90 VANTAGGIATO Diff. Primo + 1:24.522			9	2:00.184	11:28:10.714
12	1:55.549	11:33:15.824	7	2:00.755	11:23:44.028	1	2:15.976	11:11:55.020	10	1:59.787	11:30:10.501
13	1:56.540	11:35:12.364	8	1:59.421	11:25:43.449	2	2:02.058	11:13:57.078	11	2:00.682	11:32:11.183
Po. 12 - # 304 MAZZANTINI Diff. Primo + 47.001			9	1:57.954	11:27:41.403	3	2:01.970	11:15:59.048	12	1:58.885	11:34:10.068
1	2:15.283	11:11:49.007	10	1:57.468	11:29:38.871	4	1:59.775	11:17:58.823	13	2:01.694	11:36:11.762
2	1:59.282	11:13:48.289	11	1:56.707	11:31:35.578	5	1:58.890	11:19:57.713	Po. 20 - # 83 MARABOTTO L. Diff. Primo + 1:49.900		
3	1:57.716	11:15:46.005	12	1:58.127	11:33:33.705	6	1:58.644	11:21:56.357	1	2:16.650	11:11:50.374
4	1:59.951	11:17:45.956	13	1:57.960	11:35:31.665	7	1:58.556	11:23:54.913	2	2:06.431	11:13:56.805
5	1:58.169	11:19:44.125	Po. 15 - # 49 CASSIBBA G. Diff. Primo + 1:01.359			8	1:58.045	11:25:52.958	3	2:03.745	11:16:00.550
6	1:58.216	11:21:42.341	1	2:13.156	11:11:46.880	9	1:59.402	11:27:52.360	4	2:01.711	11:18:02.261
7	1:56.338	11:23:38.679	2	2:09.388	11:13:56.268	10	1:58.383	11:29:50.743	5	2:01.125	11:20:03.386
8	1:55.583	11:25:34.262	3	2:00.645	11:15:56.913	11	1:59.666	11:31:50.409	6	2:01.846	11:22:05.232
9	1:56.410	11:27:30.672	4	2:00.229	11:17:57.142	12	2:02.104	11:33:52.513	7	2:02.360	11:24:07.592
10	1:56.001	11:29:26.673	5	1:58.596	11:19:55.738	13	2:03.027	11:35:55.540	8	2:01.900	11:26:09.492
11	1:54.991	11:31:21.664	6	1:58.337	11:21:54.075	Po. 18 - # 323 CAPE T. Diff. Primo + 1:31.288			9	2:02.133	11:28:11.625
12	1:56.799	11:33:18.463	7	1:57.674	11:23:51.749	1	2:15.994	11:11:49.718	10	2:01.750	11:30:13.375
13	1:59.556	11:35:18.019	8	1:56.744	11:25:48.493	2	2:18.158	11:14:07.876	11	2:02.165	11:32:15.540
Po. 13 - # 336 AGLIETTI L. Diff. Primo + 1:00.220			9	1:57.785	11:27:46.278	3	2:02.718	11:16:10.594	12	2:03.228	11:34:18.768
1	2:15.650	11:11:49.374	10	1:57.210	11:29:43.488	4	2:00.811	11:18:11.405	13	2:02.150	11:36:20.918
2	2:01.953	11:13:51.327	11	1:55.525	11:31:39.013	5	2:00.896	11:20:12.301			
3	2:01.915	11:15:53.242	12	1:56.335	11:33:35.348	6	1:59.047	11:22:11.348			
4	2:00.629	11:17:53.871	13	1:57.029	11:35:32.377	7	2:02.255	11:24:13.603			
5	1:57.950	11:19:51.821	Po. 16 - # 12 ROSATI L. Diff. Primo + 1:16.592			8	1:57.837	11:26:11.440			
6	1:57.394	11:21:49.215	1	2:17.179	11:11:50.903	9	1:58.406	11:28:09.846			
7	1:57.387	11:23:46.602	2	2:03.760	11:13:54.663	10	1:57.536	11:30:07.382			
8	1:58.447	11:25:45.049				11	1:58.095	11:32:05.477			

Fastest lap: 1:51.797




Selettiva Centro Sud Citta di Cast.

125 - Gara 1 Gr A

mgmtiming

Ordinato per posizione			Laptimes								
Giro	Tempo	Ora del giorno	Giro	Tempo	Ora del giorno	Giro	Tempo	Ora del giorno	Giro	Tempo	Ora del giorno
Po. 21 - # 335 GERLINI L. Diff. Primo + 1:52.107			9	2:01.993	11:28:18.616	4	2:02.752	11:18:24.709	1	2:33.820	11:12:07.544
1	2:24.325	11:11:58.049	10	2:02.660	11:30:21.276	5	2:04.615	11:20:29.324	2	2:08.613	11:14:16.157
2	2:03.361	11:14:01.410	11	2:03.105	11:32:24.381	6	2:01.729	11:22:31.053	3	2:09.192	11:16:25.349
3	2:04.019	11:16:05.429	12	2:04.127	11:34:28.508	7	2:00.437	11:24:31.490	4	2:02.011	11:18:27.360
4	2:03.346	11:18:08.775	13	2:03.060	11:36:31.568	8	2:00.492	11:26:31.982	5	2:06.726	11:20:34.086
5	2:04.282	11:20:13.057	Po. 24 - # 237 BARBIERI G. Diff. Primo + 2:00.661			9	1:59.056	11:28:31.038	6	2:04.608	11:22:38.694
6	2:15.307	11:22:28.364	1	2:28.111	11:12:01.835	10	1:59.426	11:30:30.464	7	2:05.577	11:24:44.271
7	2:00.327	11:24:28.691	2	2:08.297	11:14:10.132	11	2:02.445	11:32:32.909	8	2:02.812	11:26:47.083
8	1:58.630	11:26:27.321	3	2:03.583	11:16:13.715	12	1:59.079	11:34:31.988	9	2:05.637	11:28:52.720
9	1:59.347	11:28:26.668	4	2:06.311	11:18:20.026	Po. 27 - # 94 DE RISI E. Diff. Primo + 1 Lap			10	1:59.559	11:30:52.279
10	1:59.099	11:30:25.767	5	2:07.019	11:20:27.045	1	2:41.505	11:12:15.229	11	1:58.895	11:32:51.174
11	1:59.679	11:32:25.446	6	2:02.093	11:22:29.138	2	2:13.820	11:14:29.049	12	2:00.905	11:34:52.079
12	1:59.479	11:34:24.925	7	2:00.162	11:24:29.300	3	2:02.268	11:16:31.317	Po. 30 - # 51 VIGNI D. Diff. Primo + 1 Lap		
13	1:58.200	11:36:23.125	8	1:58.975	11:26:28.275	4	2:00.054	11:18:31.371	1	2:29.833	11:12:03.557
Po. 22 - # 812 CATINELLO G. Diff. Primo + 1:55.393			9	2:01.069	11:28:29.344	5	2:02.178	11:20:33.549	2	2:08.931	11:14:12.488
1	2:20.898	11:11:59.679	10	1:59.350	11:30:28.694	6	2:02.292	11:22:35.841	3	2:02.872	11:16:15.360
2	2:06.908	11:14:06.587	11	2:00.600	11:32:29.294	7	2:00.063	11:24:35.904	4	2:03.799	11:18:19.159
3	2:05.435	11:16:12.022	12	2:00.054	11:34:29.348	8	1:59.098	11:26:35.002	5	2:21.968	11:20:41.127
4	2:02.980	11:18:15.002	13	2:02.331	11:36:31.679	9	1:59.858	11:28:34.860	6	2:00.976	11:22:42.103
5	2:09.452	11:20:24.454	Po. 25 - # 16 PECORILLI L. Diff. Primo + 1 Lap			10	2:00.268	11:30:35.128	7	2:01.570	11:24:43.673
6	2:02.453	11:22:26.907	1	2:20.716	11:11:54.440	11	2:00.529	11:32:35.657	8	2:02.695	11:26:46.368
7	2:00.738	11:24:27.645	2	2:04.823	11:13:59.263	12	2:00.825	11:34:36.482	9	2:06.821	11:28:53.189
8	1:59.061	11:26:26.706	3	2:05.008	11:16:04.271	Po. 28 - # 102 GALA A. Diff. Primo + 1 Lap			10	2:01.458	11:30:54.647
9	1:59.173	11:28:25.879	4	2:03.472	11:18:07.743	1	2:29.448	11:12:03.172	11	2:00.913	11:32:55.560
10	1:59.507	11:30:25.386	5	2:01.900	11:20:09.643	2	2:11.333	11:14:14.505	12	2:00.252	11:34:55.812
11	1:59.579	11:32:24.965	6	2:03.485	11:22:13.128	3	2:06.355	11:16:20.860			
12	1:59.371	11:34:24.336	7	2:01.120	11:24:14.248	4	2:02.790	11:18:23.650			
13	2:02.075	11:36:26.411	8	2:03.270	11:26:17.518	5	2:07.362	11:20:31.012			
Po. 23 - # 224 SARDISCO A. Diff. Primo + 2:00.550			9	2:02.039	11:28:19.557	6	2:03.734	11:22:34.746			
1	2:19.661	11:11:53.385	10	2:02.299	11:30:21.856	7	2:02.946	11:24:37.692			
2	2:04.985	11:13:58.370	11	2:06.864	11:32:28.720	8	2:00.332	11:26:38.024			
3	2:05.127	11:16:03.497	12	2:02.972	11:34:31.692	9	2:01.079	11:28:39.103			
4	2:02.480	11:18:05.977	Po. 26 - # 214 FALSETTI F. Diff. Primo + 1 Lap			10	2:01.855	11:30:40.958			
5	2:01.578	11:20:07.555	1	2:32.112	11:12:11.269	11	2:01.557	11:32:42.515			
6	2:02.286	11:22:09.841	2	2:05.369	11:14:16.638	12	2:00.332	11:34:42.847			
7	2:03.537	11:24:13.378	3	2:05.319	11:16:21.957	Po. 29 - # 636 GERLINI L. Diff. Primo + 1 Lap					
8	2:03.245	11:26:16.623									

Fastest lap: 1:51.797



Selettiva Centro Sud Citta di Cast.

125 - Gara 1 Gr A

mgmtiming

Ordinato per posizione			Laptimes								
Giro	Tempo	Ora del giorno	Giro	Tempo	Ora del giorno	Giro	Tempo	Ora del giorno	Giro	Tempo	Ora del giorno
Po. 31 - # 11 DI PUCCHIO F. Diff. Primo + 1 Lap			11	2:03.161	11:33:01.554	8	2:03.190	11:26:45.919	8	1:51.954	11:24:58.332
1	2:18.905	11:11:57.796	12	2:06.093	11:35:07.647	9	2:04.457	11:28:50.376	9	1:53.777	11:26:52.109
2	2:06.982	11:14:04.778	Po. 34 - # 497 MORELLI F. Diff. Primo + 1 Lap			10	2:03.583	11:30:53.959	Po. 40 - # 199 BATTISTONI G Diff. Primo + 9 Laps		
3	2:06.896	11:16:11.674	1	2:28.250	11:12:06.866	11	2:03.811	11:32:57.770	1	2:27.400	11:12:01.124
4	2:06.332	11:18:18.006	2	2:16.497	11:14:23.363	Po. 37 - # 98 YORDANOV D. Diff. Primo + 2 Laps			2	2:07.745	11:14:08.869
5	2:08.793	11:20:26.799	3	2:07.571	11:16:30.934	1	2:23.586	11:12:02.756	3	2:03.782	11:16:12.651
6	2:09.166	11:22:35.965	4	2:05.732	11:18:36.666	2	2:11.451	11:14:14.207	4	2:05.712	11:18:18.363
7	2:05.659	11:24:41.624	5	2:05.304	11:20:41.970	3	2:04.587	11:16:18.794			
8	2:03.970	11:26:45.594	6	2:03.861	11:22:45.831	4	2:03.003	11:18:21.797			
9	2:06.490	11:28:52.084	7	2:02.150	11:24:47.981	5	2:40.831	11:21:02.628			
10	2:05.407	11:30:57.491	8	2:05.024	11:26:53.005	6	2:57.197	11:23:59.825			
11	2:02.127	11:32:59.618	9	2:02.802	11:28:55.807	7	2:10.768	11:26:10.593			
12	2:06.211	11:35:05.829	10	2:03.526	11:30:59.333	8	2:11.348	11:28:21.941			
Po. 32 - # 158 ZAPPACOSTA Diff. Primo + 1 Lap			11	2:05.483	11:33:04.816	9	2:11.549	11:30:33.490			
1	2:25.314	11:12:04.292	12	2:03.856	11:35:08.672	10	2:15.100	11:32:48.590			
2	2:11.510	11:14:15.802	Po. 35 - # 320 FRUGANTI F. Diff. Primo + 1 Lap			11	2:19.512	11:35:08.102			
3	2:08.658	11:16:24.460	1	2:25.879	11:12:05.139	Po. 38 - # 366 CHIANTINI S. Diff. Primo + 2 Laps					
4	2:04.586	11:18:29.046	2	2:20.648	11:14:25.787	1	2:26.294	11:12:05.370			
5	2:04.060	11:20:33.106	3	2:08.881	11:16:34.668	2	2:10.353	11:14:15.723			
6	2:03.888	11:22:36.994	4	2:03.941	11:18:38.609	3	2:05.568	11:16:21.291			
7	2:08.001	11:24:44.995	5	2:04.540	11:20:43.149	4	2:01.696	11:18:22.987			
8	2:02.910	11:26:47.905	6	2:03.488	11:22:46.637	5	2:11.901	11:20:34.888			
9	2:06.070	11:28:53.975	7	2:05.074	11:24:51.711	6	3:12.073	11:23:46.961			
10	2:03.734	11:30:57.709	8	2:03.692	11:26:55.403	7	2:22.257	11:26:09.218			
11	2:02.771	11:33:00.480	9	2:02.089	11:28:57.492	8	2:22.367	11:28:31.585			
12	2:05.939	11:35:06.419	10	2:03.469	11:31:00.961	9	2:17.495	11:30:49.080			
Po. 33 - # 218 CAPOLSINI D. Diff. Primo + 1 Lap			11	2:27.551	11:33:28.512	10	2:26.840	11:33:15.920			
1	2:19.070	11:11:58.274	12	1:59.542	11:35:28.054	11	2:14.396	11:35:30.316			
2	2:17.069	11:14:15.343	Po. 36 - # 236 MARTUFI M. Diff. Primo + 2 Laps			Po. 39 - # 3 LATA V. Diff. Primo + 4 Laps					
3	2:20.062	11:16:35.405	1	2:25.232	11:11:58.956	1	2:04.580	11:11:38.304			
4	2:03.791	11:18:39.196	2	2:08.426	11:14:07.382	2	1:56.669	11:13:34.973			
5	2:04.481	11:20:43.677	3	2:16.072	11:16:23.454	3	1:56.181	11:15:31.154			
6	2:03.808	11:22:47.485	4	2:02.373	11:18:25.827	4	1:54.690	11:17:25.844			
7	2:02.104	11:24:49.589	5	2:06.110	11:20:31.937	5	1:54.556	11:19:20.400			
8	2:02.057	11:26:51.646	6	2:05.744	11:22:37.681	6	1:53.047	11:21:13.447			
9	2:03.298	11:28:54.944	7	2:05.048	11:24:42.729	7	1:52.931	11:23:06.378			
10	2:03.449	11:30:58.393									

Fastest lap: 1:51.797

